

Search for a Heavy Particle Decaying to a Top Quark and a Light Quark in $p\bar{p}$ Collisions at $\sqrt{s} = 1.96$ TeV

T. Aaltonen,²³ J. Adelman,⁶⁵ B. Álvarez González,^{11,aa} S. Amerio,⁴² D. Amidei,³⁴ A. Anastassov,^{17,x} A. Annovi,¹⁹ J. Antos,¹⁴ G. Apollinari,¹⁷ J. A. Appel,¹⁷ T. Arisawa,⁶² A. Artikov,¹⁵ J. Asaadi,⁵⁶ W. Ashmanskas,¹⁷ B. Auerbach,⁶⁵ A. Aurisano,⁵⁶ F. Azfar,⁴¹ W. Badgett,¹⁷ T. Bae,²⁷ A. Barbaro-Galtieri,²⁸ V. E. Barnes,⁵⁰ B. A. Barnett,²⁵ P. Barria,^{47,45} P. Bartos,¹⁴ M. Baucé,^{43,42} F. Bedeschi,⁴⁵ S. Behari,²⁵ G. Bellettini,^{46,45} J. Bellinger,⁶⁴ D. Benjamin,¹⁶ A. Beretvas,¹⁷ A. Bhatti,⁵² D. Bisello,^{43,42} I. Bizjak,³⁰ K. R. Bland,⁵ B. Blumenfeld,²⁵ A. Bocci,¹⁶ A. Bodek,⁵¹ D. Bortoletto,⁵⁰ J. Boudreau,⁴⁹ A. Boveia,¹³ L. Brigliadori,^{7,6} C. Bromberg,³⁵ E. Brucken,²³ J. Budagov,¹⁵ H. S. Budd,⁵¹ K. Burkett,¹⁷ G. Busetto,^{43,42} P. Bussey,²¹ A. Buzatu,³³ A. Calamba,¹² C. Calancha,³⁰ S. Camarda,⁴ M. Campanelli,³⁰ M. Campbell,³⁴ F. Canelli,^{13,17} B. Carls,²⁴ D. Carlsmith,⁶⁴ R. Carosi,⁴⁵ S. Carrillo,^{18,n} S. Carron,¹⁷ B. Casal,^{11,l} M. Casarsa,⁵⁷ A. Castro,^{7,6} P. Catastini,²² D. Cauz,⁵⁷ V. Cavaliere,²⁴ M. Cavalli-Sforza,⁴ A. Cerri,^{28,g} L. Cerrito,^{30,t} Y. C. Chen,¹ M. Chertok,⁸ G. Chiarelli,⁴⁵ G. Chlachidze,¹⁷ F. Chlebana,¹⁷ K. Cho,²⁷ D. Chokheli,¹⁵ W. H. Chung,⁶⁴ Y. S. Chung,⁵¹ M. A. Ciocci,^{47,45} A. Clark,²⁰ C. Clarke,⁶³ G. Compostella,^{43,42} M. E. Convery,¹⁷ J. Conway,⁸ M. Corbo,¹⁷ M. Cordelli,¹⁹ C. A. Cox,⁸ D. J. Cox,⁸ F. Crescioli,^{46,45} J. Cuevas,^{11,z} R. Culbertson,¹⁷ D. Dagenhart,¹⁷ N. d'Ascenzo,^{17,x} M. Datta,¹⁷ P. de Barbaro,⁵¹ M. Dell'Orso,^{46,45} L. Demortier,⁵² M. Deninno,⁶ F. Devoto,²³ M. d'Errico,^{43,42} A. Di Canto,^{46,45} B. Di Ruzza,¹⁷ J. R. Dittmann,⁵ M. D'Onofrio,²⁹ S. Donati,^{46,45} P. Dong,¹⁷ M. Dorigo,⁵⁷ T. Dorigo,⁴² K. Ebina,⁶² A. Elagin,⁵⁶ A. Eppig,³⁴ R. Erbacher,⁸ S. Errede,²⁴ N. Ershaidat,^{17,ee} R. Eusebi,⁵⁶ S. Farrington,⁴¹ M. Feindt,²⁶ J. P. Fernandez,³¹ R. Field,¹⁸ G. Flanagan,^{17,v} R. Forrest,⁸ M. J. Frank,⁵ M. Franklin,²² J. C. Freeman,¹⁷ Y. Funakoshi,⁶² I. Furic,¹⁸ M. Gallinaro,⁵² J. E. Garcia,²⁰ A. F. Garfinkel,⁵⁰ P. Garosi,^{47,45} H. Gerberich,²⁴ E. Gerchtein,¹⁷ S. Giagu,⁵³ V. Giakoumopoulou,³ P. Giannetti,⁴⁵ K. Gibson,⁴⁹ C. M. Ginsburg,¹⁷ N. Giokaris,³ P. Giromini,¹⁹ G. Giurgiu,²⁵ V. Glagolev,¹⁵ D. Glenzinski,¹⁷ M. Gold,³⁷ D. Goldin,⁵⁶ N. Goldschmidt,¹⁸ A. Golossanov,¹⁷ G. Gomez,¹¹ G. Gomez-Ceballos,³² M. Goncharov,³² O. González,³¹ I. Gorelov,³⁷ A. T. Goshaw,¹⁶ K. Goulianos,⁵² S. Grinstein,⁴ C. Grosso-Pilcher,¹³ R. C. Group,^{60,17} J. Guimaraes da Costa,²² S. R. Hahn,¹⁷ E. Halkiadakis,⁵⁵ A. Hamaguchi,⁴⁰ J. Y. Han,⁵¹ F. Happacher,¹⁹ K. Hara,⁵⁹ D. Hare,⁵⁵ M. Hare,⁶⁰ R. F. Harr,⁶³ K. Hatakeyama,⁵ C. Hays,⁴¹ M. Heck,²⁶ J. Heinrich,⁴⁴ M. Herndon,⁶⁴ S. Hewamanage,⁵ A. Hocker,¹⁷ W. Hopkins,^{17,h} D. Horn,²⁶ S. Hou,¹ R. E. Hughes,³⁸ M. Hurwitz,¹³ U. Husemann,⁶⁵ N. Hussain,³³ M. Hussein,³⁵ J. Huston,⁴⁵ G. Introzzi,⁴⁵ M. Iori,^{54,53} A. Ivanov,^{8,q} E. James,¹⁷ D. Jang,¹² B. Jayatilaka,¹⁶ E. J. Jeon,²⁷ S. Jindariani,¹⁷ M. Jones,⁵⁰ K. K. Joo,²⁷ S. Y. Jun,¹² T. R. Junk,¹⁷ T. Kamon,^{26,56} P. E. Karchin,⁶³ A. Kasmi,⁵ Y. Kato,^{40,p} W. Ketchum,¹³ J. Keung,⁴⁴ V. Khotilovich,⁵⁶ B. Kilminster,¹⁷ D. H. Kim,²⁷ H. S. Kim,²⁷ J. E. Kim,¹⁹ M. J. Kim,¹⁹ S. B. Kim,²⁷ S. H. Kim,⁵⁹ Y. K. Kim,¹³ Y. J. Kim,²⁷ N. Kimura,⁶² M. Kirby,¹⁷ S. Klimenko,¹⁸ K. Knoepfel,¹⁷ K. Kondo,^{62,a} D. J. Kong,²⁷ J. Konigsberg,¹⁸ A. V. Kotwal,¹⁶ M. Kreps,²⁶ J. Kroll,⁴⁴ D. Krop,¹³ M. Kruse,¹⁶ V. Krutelyov,^{56,d} T. Kuhr,²⁶ M. Kurata,⁵⁹ S. Kwang,¹³ A. T. Laasanen,⁵⁰ S. Lami,⁴⁵ S. Lammel,¹⁷ M. Lancaster,³⁰ R. L. Lander,⁸ K. Lannon,^{38,d} A. Lath,⁵⁵ G. Latino,^{47,45} T. LeCompte,² E. Lee,⁵⁶ H. S. Lee,^{13,r} J. S. Lee,²⁷ S. W. Lee,^{56,cc} S. Leo,^{47,45} S. Leone,⁴⁵ J. D. Lewis,¹⁷ A. Limosani,^{16,u} C.-J. Lin,²⁸ M. Lindgren,¹⁷ E. Lipeles,⁴⁴ A. Lister,²⁰ D. O. Litvintsev,¹⁷ C. Liu,⁴⁹ H. Liu,⁶¹ Q. Liu,⁵⁰ T. Liu,¹⁶ S. Lockwitz,⁶⁵ A. Loginov,⁵³ D. Lucchesi,^{43,42} J. Lueck,²⁶ P. Lujan,²⁸ P. Lukens,¹⁷ G. Lungu,⁵² J. Lys,²⁸ R. Lysak,^{14,f} R. Madrak,¹⁷ K. Maeshima,¹⁷ P. Maestro,^{47,45} S. Malik,⁵² G. Manca,^{29,b} A. Manousakis-Katsikakis,³ F. Margaroli,⁵³ C. Marino,²⁶ M. Martínez,⁴ P. Mastrandrea,⁵³ K. Matera,²³ M. E. Mattson,⁶³ A. Mazzacane,¹⁷ P. Mazzanti,⁶ K. S. McFarland,⁵¹ P. McIntyre,⁵⁶ R. McNulty,^{29,k} A. Mehta,²⁹ P. Mehtala,²³ C. Mesropian,⁵² T. Miao,¹⁷ D. Mietlicki,³⁴ A. Mitra,¹ H. Miyake,⁵⁹ S. Moed,¹⁷ N. Moggi,⁶ M. N. Mondragon,^{17,n} C. S. Moon,²⁷ R. Moore,¹⁷ M. J. Morello,^{48,45} J. Morlock,²⁶ P. Movilla Fernandez,¹⁷ A. Mukherjee,¹⁷ Th. Muller,²⁶ P. Murat,¹⁷ M. Mussini,^{7,6} J. Nachtman,^{17,o} Y. Nagai,⁵⁹ J. Naganoma,⁶² I. Nakano,³⁹ A. Napier,⁶⁰ J. Nett,⁵⁶ C. Neu,⁶¹ M. S. Neubauer,²⁴ J. Nielsen,^{28,e} L. Nodulman,² S. Y. Noh,²⁷ O. Norniella,²⁴ L. Oakes,⁴¹ S. H. Oh,¹⁶ Y. D. Oh,²⁷ I. Oksuzian,⁶¹ T. Okusawa,⁴⁰ R. Orava,²³ L. Ortolan,⁴ S. Pagan Griso,^{43,42} C. Pagliarone,⁵⁷ E. Palencia,^{11,g} V. Papadimitriou,¹⁷ A. A. Paramonov,² J. Patrick,¹⁷ G. Pauletta,^{58,57} M. Paulini,¹² C. Paus,³² D. E. Pellett,⁸ A. Penzo,⁵⁷ T. J. Phillips,¹⁶ G. Piacentino,⁴⁵ E. Pianori,⁴⁴ J. Pilot,³⁸ K. Pitts,²⁴ C. Plager,¹⁰ L. Pondrom,⁶⁴ S. Poprocki,^{17,h} K. Potamianos,⁵⁰ F. Prokoshin,^{15,dd} A. Pranko,²⁸ F. Ptohos,^{19,i} G. Punzi,^{46,45} A. Rahaman,⁴⁹ V. Ramakrishnan,⁶⁴ N. Ranjan,⁵⁰ K. Rao,⁹ I. Redondo,³¹ P. Renton,⁴¹ M. Rescigno,⁵³ T. Riddick,³⁰ F. Rimondi,^{7,6} L. Ristori,^{44,17} A. Robson,²¹ T. Rodrigo,¹¹ T. Rodriguez,⁴⁴ E. Rogers,²⁴ S. Rolli,^{60,j} R. Roser,¹⁷ F. Ruffini,^{47,45} A. Ruiz,¹¹ J. Russ,¹² V. Rusu,¹⁷ A. Safonov,⁵⁶ W. K. Sakumoto,⁵¹ Y. Sakurai,⁶² L. Santi,^{58,57} K. Sato,⁵⁹ V. Saveliev,^{17,j} A. Savoy-Navarro,^{17,bb} P. Schlabach,¹⁷ A. Schmidt,²⁶ E. E. Schmidt,¹⁷ T. Schwarz,¹⁷ L. Scodellaro,¹¹ A. Scribano,^{47,45} F. Scuri,⁴⁵ S. Seidel,³⁷ Y. Seiya,⁴⁰ A. Semenov,¹⁵ F. Sforza,^{47,45} S. Z. Shalhout,⁸ T. Shears,²⁹

P. F. Shepard,⁴⁹ M. Shimojima,^{59,w} M. Shochet,¹³ I. Shreyber-Tecker,³⁶ A. Simonenko,¹⁵ P. Sinervo,³³ K. Sliwa,⁶⁰ J. R. Smith,⁸ F. D. Snider,¹⁷ A. Soha,¹⁷ V. Sorin,⁴ H. Song,⁴⁹ P. Squillacioti,^{47,45} M. Stancari,¹⁷ R. St. Denis,²¹ B. Stelzer,³³ O. Stelzer-Chilton,³³ D. Stentz,^{17,y} J. Strologas,³⁷ G. L. Strycker,³⁴ Y. Sudo,⁵⁹ A. Sukhanov,¹⁷ I. Suslov,¹⁵ K. Takemasa,⁵⁹ Y. Takeuchi,⁵⁹ J. Tang,¹³ M. Tecchio,³⁴ P. K. Teng,¹ J. Thom,^{17,h} J. Thome,¹² G. A. Thompson,²⁴ E. Thomson,⁴⁴ D. Toback,⁵⁶ S. Tokar,¹⁴ K. Tollefson,³⁵ T. Tomura,⁵⁹ D. Tonelli,¹⁷ S. Torre,¹⁹ D. Torretta,¹⁷ P. Totaro,⁴² M. Trovato,^{48,45} F. Ukegawa,⁵⁹ S. Uozumi,²⁷ A. Varganov,³⁴ F. Vázquez,^{18,n} G. Velev,¹⁷ C. Vellidis,¹⁷ M. Vidal,⁵⁰ I. Vila,¹¹ R. Vilar,¹¹ J. Vizán,¹¹ M. Vogel,³⁷ G. Volpi,¹⁹ P. Wagner,⁴⁴ R. L. Wagner,¹⁷ T. Wakisaka,⁴⁰ R. Wallny,¹⁰ S. M. Wang,¹ A. Warburton,³³ D. Waters,³⁰ W. C. Wester III,¹⁷ D. Whiteson,^{44,c} A. B. Wicklund,² E. Wicklund,¹⁷ S. Wilbur,¹³ F. Wick,²⁶ H. H. Williams,⁴⁴ J. S. Wilson,³⁸ P. Wilson,¹⁷ B. L. Winer,³⁸ P. Wittich,^{17,h} S. Wolbers,¹⁷ H. Wolfe,³⁸ T. Wright,³⁴ X. Wu,²⁰ Z. Wu,⁵ K. Yamamoto,⁴⁰ D. Yamato,⁴⁰ T. Yang,¹⁷ U. K. Yang,^{13,s} Y. C. Yang,²⁷ W.-M. Yao,²⁸ G. P. Yeh,¹⁷ K. Yi,^{17,o} J. Yoh,¹⁷ K. Yorita,⁶² T. Yoshida,^{40,m} G. B. Yu,¹⁶ I. Yu,²⁷ S. S. Yu,¹⁷ J. C. Yun,¹⁷ A. Zanetti,⁵⁷ Y. Zeng,¹⁶ C. Zhou,¹⁶ and S. Zucchelli^{7,6}

(CDF Collaboration)

¹*Institute of Physics, Academia Sinica, Taipei, Taiwan 11529, Republic of China*²*Argonne National Laboratory, Argonne, Illinois 60439, USA*³*University of Athens, 157 71 Athens, Greece*⁴*Institut de Física d'Altes Energies, ICREA, Universitat Autònoma de Barcelona, E-08193, Bellaterra (Barcelona), Spain*⁵*Baylor University, Waco, Texas 76798, USA*⁶*Istituto Nazionale di Fisica Nucleare Bologna, I-40127 Bologna, Italy*⁷*University of Bologna, I-40127 Bologna, Italy*⁸*University of California, Davis, Davis, California 95616, USA*⁹*University of California, Irvine, Irvine, California 92697, USA*¹⁰*University of California, Los Angeles, Los Angeles, California 90024, USA*¹¹*Instituto de Física de Cantabria, CSIC-University of Cantabria, 39005 Santander, Spain*¹²*Carnegie Mellon University, Pittsburgh, Pennsylvania 15213, USA*¹³*Enrico Fermi Institute, University of Chicago, Chicago, Illinois 60637, USA*¹⁴*Comenius University, 842 48 Bratislava, Slovakia; Institute of Experimental Physics, 040 01 Kosice, Slovakia*¹⁵*Joint Institute for Nuclear Research, RU-141980 Dubna, Russia*¹⁶*Duke University, Durham, North Carolina 27708, USA*¹⁷*Fermi National Accelerator Laboratory, Batavia, Illinois 60510, USA*¹⁸*University of Florida, Gainesville, Florida 32611, USA*¹⁹*Laboratori Nazionali di Frascati, Istituto Nazionale di Fisica Nucleare, I-00044 Frascati, Italy*²⁰*University of Geneva, CH-1211 Geneva 4, Switzerland*²¹*Glasgow University, Glasgow G12 8QQ, United Kingdom*²²*Harvard University, Cambridge, Massachusetts 02138, USA*²³*Division of High Energy Physics, Department of Physics, University of Helsinki and Helsinki Institute of Physics, FIN-00014, Helsinki, Finland*²⁴*University of Illinois, Urbana, Illinois 61801, USA*²⁵*The Johns Hopkins University, Baltimore, Maryland 21218, USA*²⁶*Institut für Experimentelle Kernphysik, Karlsruhe Institute of Technology, D-76131 Karlsruhe, Germany*²⁷*Center for High Energy Physics: Kyungpook National University, Daegu 702-701, Korea; Seoul National University, Seoul 151-742, Korea; Sungkyunkwan University, Suwon 440-746, Korea; Korea Institute of Science and Technology Information, Daejeon 305-806, Korea; Chonnam National University, Gwangju 500-757, Korea; Chonbuk National University, Jeonju 561-756, Korea*²⁸*Ernest Orlando Lawrence Berkeley National Laboratory, Berkeley, California 94720, USA*²⁹*University of Liverpool, Liverpool L69 7ZE, United Kingdom*³⁰*University College London, London WC1E 6BT, United Kingdom*³¹*Centro de Investigaciones Energéticas Medioambientales y Tecnológicas, E-28040 Madrid, Spain*³²*Massachusetts Institute of Technology, Cambridge, Massachusetts 02139, USA*³³*Institute of Particle Physics: McGill University, Montréal, Québec, Canada H3A 2T8; Simon Fraser University, Burnaby, British Columbia, Canada V5A 1S6; University of Toronto, Toronto, Ontario, Canada M5S 1A7; and TRIUMF, Vancouver, British Columbia, Canada V6T 2A3*³⁴*University of Michigan, Ann Arbor, Michigan 48109, USA*³⁵*Michigan State University, East Lansing, Michigan 48824, USA*³⁶*Institution for Theoretical and Experimental Physics, ITEP, Moscow 117259, Russia*³⁷*University of New Mexico, Albuquerque, New Mexico 87131, USA*³⁸*The Ohio State University, Columbus, Ohio 43210, USA*

- ³⁹Okayama University, Okayama 700-8530, Japan
⁴⁰Osaka City University, Osaka 588, Japan
⁴¹University of Oxford, Oxford OX1 3RH, United Kingdom
⁴²Istituto Nazionale di Fisica Nucleare, Sezione di Padova-Trento, I-35131 Padova, Italy
⁴³University of Padova, I-35131 Padova, Italy
⁴⁴University of Pennsylvania, Philadelphia, Pennsylvania 19104, USA
⁴⁵Istituto Nazionale di Fisica Nucleare Pisa, I-56127 Pisa, Italy
⁴⁶University of Pisa, I-56127 Pisa, Italy
⁴⁷University of Siena, I-56127 Pisa, Italy
⁴⁸Scuola Normale Superiore, I-56127 Pisa, Italy
⁴⁹University of Pittsburgh, Pittsburgh, Pennsylvania 15260, USA
⁵⁰Purdue University, West Lafayette, Indiana 47907, USA
⁵¹University of Rochester, Rochester, New York 14627, USA
⁵²The Rockefeller University, New York, New York 10065, USA
⁵³Istituto Nazionale di Fisica Nucleare, Sezione di Roma 1, I-00185 Roma, Italy
⁵⁴Sapienza Università di Roma, I-00185 Roma, Italy
⁵⁵Rutgers University, Piscataway, New Jersey 08855, USA
⁵⁶Texas A&M University, College Station, Texas 77843, USA
⁵⁷Istituto Nazionale di Fisica Nucleare Trieste/Udine, I-34100 Trieste, I-33100 Udine, Italy
⁵⁸University of Udine, I-33100 Udine, Italy
⁵⁹University of Tsukuba, Tsukuba, Ibaraki 305, Japan
⁶⁰Tufts University, Medford, Massachusetts 02155, USA
⁶¹University of Virginia, Charlottesville, Virginia 22906, USA
⁶²Waseda University, Tokyo 169, Japan
⁶³Wayne State University, Detroit, Michigan 48201, USA
⁶⁴University of Wisconsin, Madison, Wisconsin 53706, USA
⁶⁵Yale University, New Haven, Connecticut 06520, USA
(Received 17 March 2012; published 23 May 2012)

We present a search for a new heavy particle X produced in association with a top quark, $p\bar{p} \rightarrow t(X \rightarrow \bar{t}q)$ or $p\bar{p} \rightarrow \bar{t}(\bar{X} \rightarrow t\bar{q})$, where q stands for up quarks and down quarks. Such a particle may explain the recent anomalous measurements of top-quark forward-backward asymmetry. If the light-flavor quark (q) is reconstructed as a jet (j), this gives a $\bar{t} + j$ or $t + j$ resonance in $t\bar{t} + \text{jet}$ events, a previously unexplored experimental signature. In a sample of events with exactly one lepton, missing transverse momentum and at least five jets, corresponding to an integrated luminosity of 8.7 fb^{-1} collected by the CDF II detector, we find the data to be consistent with the standard model. We set cross-section upper limits on the production ($p\bar{p} \rightarrow Xt$ or $\bar{X}\bar{t}$) at 95% confidence level from 0.61 pb to 0.02 pb for X masses ranging from 200 GeV/ c^2 to 800 GeV/ c^2 , respectively.

DOI: 10.1103/PhysRevLett.108.211805

PACS numbers: 13.85.Rm, 12.60.-i, 14.65.Ha, 14.80.-j

The standard model (SM) of particle physics has been extensively tested at the Tevatron collider and in initial results from the Large Hadron Collider. A deviation from predictions may provide a clue that reveals the solution to outstanding theoretical concerns with the SM, such as the hierarchy problem or the fermionic mass hierarchy. One area of particular interest is properties of the top quark, whose large mass suggests that it may play a special role in electroweak symmetry breaking [1]. The Tevatron experiments have performed detailed studies of the properties of the top quark. Recently, CDF reported a measurement of the top-quark production forward-backward asymmetry (A_{fb}) that is significantly larger than predicted by the SM [2], and is especially significant at large mass of the $t\bar{t}$ system; D0 reported [3] a result consistent with the inclusive CDF measurement, but without a high-mass enhancement. Many models have been built to explain such a

discrepancy, most involving the production of a new heavy mediating particle X that enhances A_{fb} . Many of these models [4] predict significant enhancements of the $t\bar{t}$ production cross section [5], the single-top production cross section [6], or the same-sign top-quark pair-production cross section [7,8], none of which have been confirmed in experimental tests.

One class of models [9,10] evades the same-sign top-quark limits by prohibiting the particle from acting as its own antiparticle, and can satisfy the $t\bar{t}$ and single top-quark cross-section constraints for some coupling values. In addition, models in this class predict a new, unexplored experimental signature: the production of a heavy new particle X in association with a top quark ($p\bar{p} \rightarrow Xt$ or $p\bar{p} \rightarrow \bar{X}\bar{t}$) which decays via $X \rightarrow \bar{t}q$ or $\bar{X} \rightarrow t\bar{q}$. Since the light-flavor up quark or down quark (q) is reconstructed as a jet (j), the final state is $t\bar{t} + j$ with a resonance in the

$\bar{t} + j$ or $t + j$ system, which has not been previously examined. This Letter reports the first search for such a resonance.

We consider the production mode $p\bar{p} \rightarrow Xt \rightarrow t\bar{t}q \rightarrow W^+bW^-\bar{b}q$ (and its conjugate $t\bar{t}\bar{q}$ mode) in which one W boson decays leptonically (including leptonic τ decays) and the second W boson decays to a quark-antiquark pair. This decay mode features large branching ratios while reducing to a manageable level the backgrounds other than SM $t\bar{t}$ production. Such a signal is similar to SM top-quark pair-production and decay, but with an additional jet coming from the X resonance decay.

We analyze a sample of events corresponding to an integrated luminosity of $8.7 \pm 0.5 \text{ fb}^{-1}$ recorded by the CDF II detector [11], a general purpose detector designed to study collisions at the Fermilab Tevatron $p\bar{p}$ collider at $\sqrt{s} = 1.96 \text{ TeV}$. CDF has a charged-particle tracking system consisting of a silicon microstrip tracker and a drift chamber that are immersed in a 1.4 T magnetic field [12]. Electromagnetic and hadronic calorimeters surrounding the tracking system measure particle energies, and an additional system of drift chambers located outside the calorimeters detects muons.

Events enter this sample by satisfying online selection criteria (trigger), requiring an e or μ candidate [13] with transverse momentum p_T [14] greater than 18 GeV/c. After trigger selection, events are retained if the electron or muon candidate has a pseudorapidity $|\eta| < 1.1$ [14], $p_T > 20 \text{ GeV}/c$ and satisfies the standard CDF identification and isolation requirements [13]. We reconstruct jets in the calorimeter using the JETCLU [15] algorithm with a clustering radius of 0.4 in $\eta - \phi$ space, and calibrated using the techniques outlined in [16]. Jets are selected if they have transverse energy $E_T > 15 \text{ GeV}$ and $|\eta| < 2.4$. Missing transverse momentum [17] is reconstructed using fully corrected calorimeter and muon information [13].

The signature of $t\bar{t}q \rightarrow W^+bW^-\bar{b}q \rightarrow \ell\nu b q \bar{q}'\bar{b}q$ (and the conjugate $t\bar{t}\bar{q}$ mode) is a charged lepton (e or μ), missing transverse momentum, two jets from b -quarks and three jets from light quarks. We select events with exactly one electron or muon, at least five jets, and missing transverse momentum greater than 20 GeV/c. Since a signal would have two jets with b -quarks, we require (with minimal loss of efficiency) evidence of decay of a b -hadron in at least one jet. This requirement, called b -tagging, makes use of the SECVTX algorithm [18].

We model the production of Xt and $\bar{X}\bar{t}$ with $m_X = 200\text{--}800 \text{ GeV}/c^2$ and subsequent decays with MADGRAPH [19]. Additional radiation, hadronization, and showering are described by PYTHIA [20]. The detector response for all simulated samples is modeled by the GEANT-based CDF II detector simulation [21].

The dominant SM background to the $t\bar{t} + j$ signature is top-quark pair production with an additional jet due to initial-state or final-state radiation. We model this

background using PYTHIA $t\bar{t}$ production with a top-quark mass $m_t = 172.5 \text{ GeV}/c^2$, compatible with the best current determination [22]. We normalize the $t\bar{t}$ background to the theoretical calculation at next-to-next-to-leading order (NNLO) in α_s [23]. In addition, events generated by a next-to-leading order generator, MC@NLO [24] are also used in estimating an uncertainty in modeling the radiation of an additional jet.

The second largest SM background process is the associated production of a W boson and jets. Samples of W boson +jets events with light- and heavy-flavor jets are generated using the ALPGEN [25] program, interfaced with a parton-shower model from PYTHIA. The W boson +jets samples are normalized to the measured W boson production cross section, with an additional multiplicative factor for the relative contribution of heavy- and light-flavor jets, following the same technique utilized previously in measuring the top-quark pair-production cross section [18]. Multijet background, in which a jet is misreconstructed as a lepton, is modeled using a jet-triggered sample normalized to a background-dominated region at low missing transverse momentum where the multijet background is large.

The SM backgrounds due to single top quark and diboson production are modeled using MADGRAPH interfaced with PYTHIA parton-shower models and PYTHIA, respectively, and normalized to next-to-leading-order cross sections [26].

A signal may be observed as an excess of events above expectations from backgrounds in event distributions versus the mass of the tj system ($X \rightarrow tj$) or the $\bar{t}\bar{j}$ system ($X \rightarrow \bar{t}\bar{j}$). In $t\bar{t} + j$ events, we first identify the jets belonging to the $t\bar{t}$ system using a kinematic fitter [27] to select from all available jets in the event the four jets most consistent with the $t\bar{t}$ topology. In the fit, the top-quark and W -boson masses are constrained to be 172.5 GeV/c² and 80.2 GeV/c², respectively. All remaining jets are considered candidates for the light-quark jet in the tj or $\bar{t}\bar{j}$ resonance. These remaining jets each are paired with the

TABLE I. Contributions to systematic uncertainty on the two main expected background processes and the total background yield and from an example 500 GeV/c² resonance signal with an assumed total cross section of 0.1 pb.

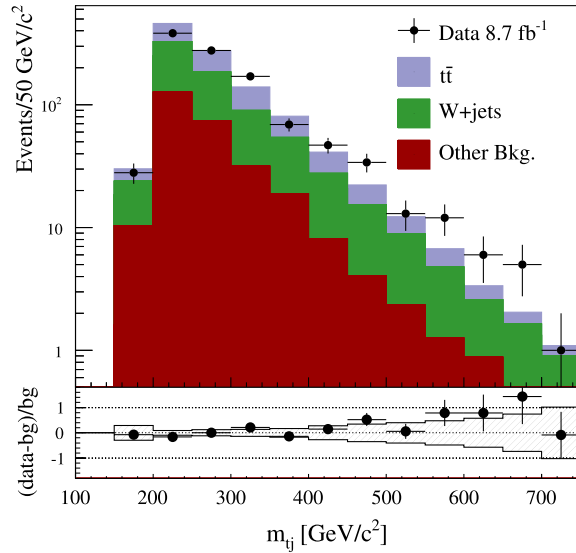
Process	$t\bar{t}$	W +jets	Total Bg.	$Xt + \bar{X}\bar{t}$
Yield	550	79	670	34
JES	17%	15%	16%	9%
Cross section	10%	30%	12%	-
$t\bar{t}$ generator	6%	-	5%	-
ISR/FSR	6%	-	5%	4%
(e/μ , b -jet) ID eff.	5%	5%	5%	5%
Mult. interactions	3%	2%	3%	2%
Q^2 scale	-	19%	2%	-
Total syst. uncert.	22%	39%	22%	11%

reconstructed top quark and anti-top quark, and the largest invariant mass of all such pairings is chosen as the resonance-mass reconstruction, $m_{t\bar{t}}$. Backgrounds, in which there is no resonance, give a broad and low distribution of $m_{t\bar{t}}$, while a signal would be reconstructed near the resonance mass.

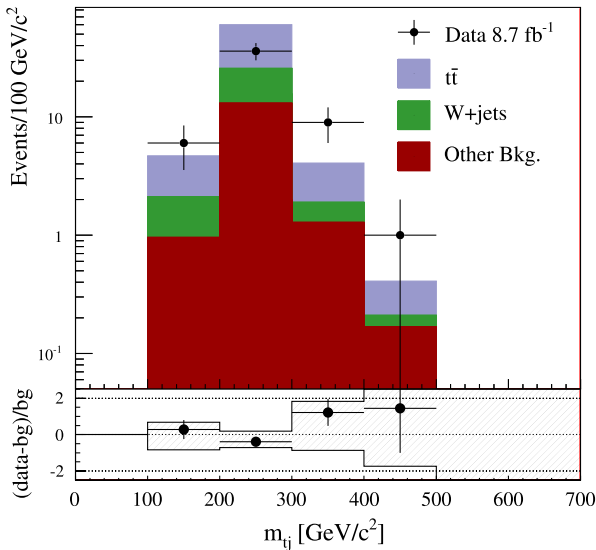
We consider several sources of systematic uncertainty on the predicted background rates and distributions, as well as on the expectations for a signal. Each systematic

uncertainty affects the expected sensitivity to new physics, expressed as an expected cross section upper limit in the no-signal assumption. The dominant systematic uncertainty is the jet energy scale (JES) [16], followed by theoretical uncertainties on the cross sections of the background processes. To probe the description of the additional jet, we compare our nominal $t\bar{t}$ model to one generated by MC@NLO and take the full difference as a systematic uncertainty. We also consider systematic uncertainties associated with the description of initial- and final-state radiation [27], uncertainties in the efficiency of reconstructing leptons and identifying b -quark jets, and uncertainties in the contribution from multiple proton interactions. In addition, we consider a variation of the Q^2 scale of W boson + jet events in ALPGEN. In each case, we treat the unknown underlying quantity as a nuisance parameter and measure the distortion of the $m_{t\bar{t}}$ spectrum for positive and negative fluctuations of the underlying quantity. Uncertainties in the theoretical cross-section normalization are also included. Table I lists the contributions of each of these sources of systematic uncertainty to the yields. The dominant systematic shape uncertainty is from the JES.

We validate our modeling of the SM backgrounds in three background-dominated control regions. The $t\bar{t}$ background is validated in events with exactly four jets and at least one b tag. We validate W + jets backgrounds in events



(a) W boson + jet control region: at least 5 jets, exactly zero b -tags.



(b) $t\bar{t}$ plus additional radiated jet control region: at least 5 jets, at least one b -tag, $H_T < 225$ GeV.

FIG. 1 (color online). Distribution of events versus reconstructed tj or $\bar{t}\bar{j}$ invariant mass ($m_{t\bar{t}}$) for observed data and expected backgrounds in two control regions. The lower panes give the relative difference between the observed and expected distributions; the hatched areas show the combined statistical and systematic uncertainties of the expected background.

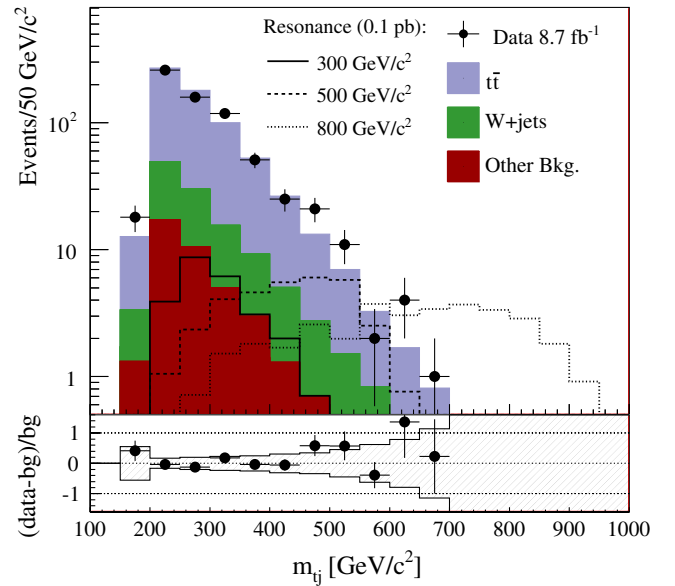


FIG. 2 (color online). Distribution of events versus reconstructed tj or $\bar{t}\bar{j}$ invariant mass, $m_{t\bar{t}}$, for observed data and expected backgrounds in the signal region. Three signal hypotheses are shown, assuming a total cross section of 0.1 pb. The lower pane gives the relative difference between the observed and expected distributions; the hatched area shows the combined statistical and systematic uncertainties of the expected background.

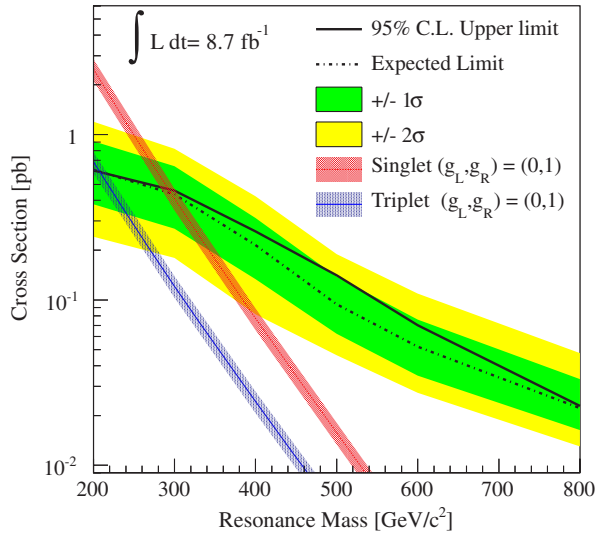
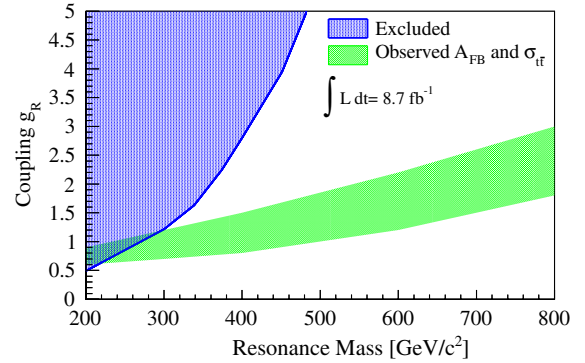


FIG. 3 (color online). Upper limits at 95% C.L. on $t\bar{t} + j$ production via a heavy new resonance X , as a function of the resonance mass. Also shown are theoretical predictions [9] assuming a unit coupling. The band around the theoretical predictions is a $\pm 15\%$ PDF uncertainty.

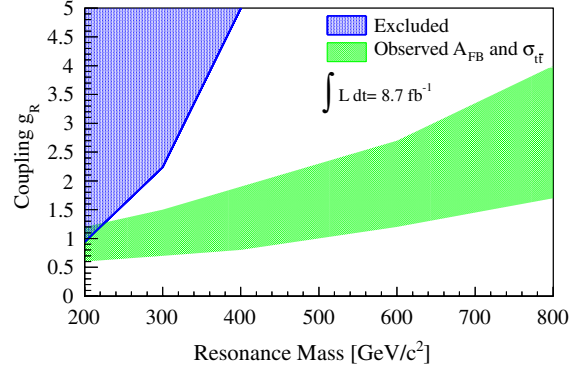
with at least five jets and no b tags. Finally, modeling of SM $t\bar{t}$ events with an additional jet is validated by examining a signal-depleted region with at least five jets, at least one b tag and H_T , the scalar sum of lepton and jet transverse momenta, less than 225 GeV. As shown in Fig. 1, we find that the backgrounds are well modeled within systematic uncertainties.

Figure 2 shows the observed distribution of events in the signal region compared to possible signals and estimated backgrounds. We fit the most likely value of the sum of the Xt and $X\bar{t} \rightarrow t\bar{t}j$ cross sections by performing a binned maximum-likelihood fit in the m_{tj} variable, allowing for systematic and statistical fluctuations via template morphing [28]. There is no evidence for the presence of top-quark + jet resonances in $t\bar{t}j$ events, so we set upper limits on the combined production ($p\bar{p} \rightarrow Xt$ or $X\bar{t}$) at 95% confidence level using the CLs method [29]. The observed limits are consistent with expectation in the background-only hypothesis (Fig. 3). We interpret the observed cross-section limit in terms of specific models, one where X is a color singlet particle and one where X is a colored triplet particle [9], and construct exclusion regions in coupling-mass space [30], as shown in Fig. 4. The excluded regions include some of the parameter space of the models that satisfy the observed anomalous A_{fb} and the production cross sections of the top quarks.

In conclusion, we report on the first search for top-quark + jet resonances in $t\bar{t}j$ events. Such resonances are predicted by new physics models explaining the anomalous top-quark forward-backward production asymmetry A_{fb} . For each accepted event, we reconstruct the resonance mass (m_{tj}), and find the data to be consistent



(a) Singlet models.



(b) Triplet models.

FIG. 4 (color online). Excluded region in the space of resonance mass versus resonance coupling (g_R) for two specific models, where the X particle is part of a new color singlet (a) or color triplet (b) resonance [9], respectively. Also shown are regions [30] which are consistent with the observed anomalous A_{fb} and constraints from top-quark pair production and single-top production cross-section measurements.

with SM background predictions. We calculate 95% C.L. upper limits on the cross section of such resonance production from 0.61 pb to 0.02 pb for X masses ranging from 200 GeV/c^2 to 800 GeV/c^2 and interpret the limits in terms of specific physics models. These limits constrain a small portion of the model parameter space. Analysis of collisions at the Large Hadron Collider may probe the remaining allowed regions.

We thank Kathryn Zurek and Ian-Woo Kim for technical advice and theoretical guidance. We thank the Fermilab staff and the technical staffs of the participating institutions for their vital contributions. This work was supported by the U.S. Department of Energy and National Science Foundation; the Italian Istituto Nazionale di Fisica Nucleare; the Ministry of Education, Culture, Sports, Science and Technology of Japan; the Natural Sciences and Engineering Research Council of Canada; the National Science Council of the Republic of China; the Swiss National Science Foundation; the A.P. Sloan Foundation; the Bundesministerium für Bildung und Forschung, Germany; the Korean World Class University

Program, the National Research Foundation of Korea; the Science and Technology Facilities Council and the Royal Society, UK; the Institut National de Physique Nucleaire et Physique des Particules/CNRS; the Russian Foundation for Basic Research; the Ministerio de Ciencia e Innovación, and Programa Consolider-Ingenio 2010, Spain; the Slovak R&D Agency; and the Academy of Finland.

^aDeceased

^bWith visitors from Istituto Nazionale di Fisica Nucleare, Sezione di Cagliari, 09042 Monserrato (Cagliari), Italy

^cWith visitors from University of CA Irvine, Irvine, CA 92697, USA

^dWith visitors from University of CA Santa Barbara, Santa Barbara, CA 93106, USA

^eWith visitors from University of CA Santa Cruz, Santa Cruz, CA 95064, USA

^fWith visitors from Institute of Physics, Academy of Sciences of the Czech Republic, Czech Republic

^gWith visitors from CERN, CH-1211 Geneva, Switzerland

^hWith visitors from Cornell University, Ithaca, NY 14853, USA

ⁱWith visitors from University of Cyprus, Nicosia CY-1678, Cyprus

^jWith visitors from Office of Science, U.S. Department of Energy, Washington, DC 20585, USA

^kWith visitors from University College Dublin, Dublin 4, Ireland

^lWith visitors from ETH, 8092 Zurich, Switzerland

^mWith visitors from University of Fukui, Fukui City, Fukui Prefecture, Japan 910-0017

ⁿWith visitors from Universidad Iberoamericana, Mexico D.F., Mexico

^oWith visitors from University of Iowa, Iowa City, IA 52242, USA

^pWith visitors from Kinki University, Higashi-Osaka City, Japan 577-8502

^qWith visitors from Kansas State University, Manhattan, KS 66506, USA

^rWith visitors from Ewha Womans University, Seoul, 120-750, Korea

^sWith visitors from University of Manchester, Manchester M13 9PL, United Kingdom

^tWith visitors from Queen Mary, University of London, London, E1 4NS, United Kingdom

^uWith visitors from University of Melbourne, Victoria 3010, Australia

^vWith visitors from Muons, Inc., Batavia, IL 60510, USA

^wWith visitors from Nagasaki Institute of Applied Science, Nagasaki, Japan

^xWith visitors from National Research Nuclear University, Moscow, Russia

^yWith visitors from Northwestern University, Evanston, IL 60208, USA

^zWith visitors from University of Notre Dame, Notre Dame, IN 46556, USA

^{aa}With visitors from Universidad de Oviedo, E-33007 Oviedo, Spain

^{bb}With visitors from CNRS-IN2P3, Paris, F-75205 France

^{cc}With visitors from Texas Tech University, Lubbock, TX 79609, USA

^{dd}With visitors from Universidad Tecnica Federico Santa Maria, 110v Valparaiso, Chile

^{ee}With visitors from Yarmouk University, Irbid 211-63, Jordan

- [1] C. T. Hill, *Phys. Lett. B* **345**, 483 (1995).
- [2] CDF Collaboration, *Phys. Rev. D* **83**, 112003 (2011).
- [3] D0 Collaboration, *Phys. Rev. D* **84**, 112005 (2011).
- [4] M. Gresham, I. W. Kim, and K. M. Zurek, *Phys. Rev. D* **85**, 014022 (2012).
- [5] ATLAS Collaboration, arXiv:1202.4892.
- [6] ATLAS Collaboration, arXiv:1201.1889.
- [7] CMS Collaboration, *J. High Energy Phys.* **08** (2011) 005.
- [8] ATLAS Collaboration, arXiv:1202.5520.
- [9] M. Gresham, I. W. Kim, and K. M. Zurek, *Phys. Rev. D* **83**, 114027 (2011).
- [10] Y. Cui *et al.*, *J. High Energy Phys.* **07** (2011) 127.
- [11] CDF Collaboration, *Phys. Rev. D* **71**, 032001 (2005).
- [12] C. S. Hill, *Nucl. Instrum. Methods Phys. Res., Sect. A* **530**, 1 (2004).
- [13] CDF Collaboration, *Phys. Rev. Lett.* **97**, 082004 (2006); CDF Collaboration, *Phys. Rev. Lett.* **94**, 091803 (2005).
- [14] CDF uses a cylindrical coordinate system with the z axis along the proton beam axis. Pseudorapidity is $\eta \equiv -\ln[\tan(\theta/2)]$, where θ is the polar angle relative to the proton beam direction, and ϕ is the azimuthal angle while $p_T = |p| \sin\theta$, $E_T = E \sin\theta$.
- [15] CDF Collaboration, *Phys. Rev. D* **45**, 1448 (1992).
- [16] A. Bhatti *et al.*, *Nucl. Instrum. Methods Phys. Res., Sect. A* **566**, 375 (2006).
- [17] Missing transverse momentum, \cancel{E}_T , is defined as the magnitude of the vector $-\sum_i E_T^i \vec{n}_i$ where E_T^i are the magnitudes of transverse energy contained in each calorimeter tower i , and \vec{n}_i is the unit vector from the interaction vertex to the tower in the transverse (x, y) plane.
- [18] CDF Collaboration, *Phys. Rev. D* **74**, 072006 (2006).
- [19] J. Alwall *et al.*, *J. High Energy Phys.* **09** (2007) 028.
- [20] T. Sjostrand *et al.*, *Comput. Phys. Commun.* **238**, 135 (2001), version 6.422.
- [21] E. Gerchtein and M. Paulini, arXiv:physics/0306031.
- [22] Electroweak Working Group, CDF, and D0 Collaborations, arXiv:1107.5255. We use a top-quark mass of 172.5 GeV/ c^2 which is within errors of the current Tevatron combination of 173.2 ± 0.9 GeV/ c^2 .
- [23] U. Langenfeld, S. Moch, and P. Uwer, *Phys. Rev. D* **80**, 054009 (2009).
- [24] S. Frixione, P. Nason, and B. Webber, *J. High Energy Phys.* **08** (2003) 007.
- [25] M. Mangano *et al.*, *J. High Energy Phys.* **07** (2003) 001.
- [26] J. M. Campbell and R. K. Ellis, *Phys. Rev. D* **60**, 113006 (1999). B. W. Harris, E. Laenen, L. Phaf, Z. Sullivan, and S. Weinzierl, *Phys. Rev. D* **66**, 054024 (2002).
- [27] CDF Collaboration, *Phys. Rev. D* **73**, 32003 (2006).
- [28] A. Read, *Nucl. Instrum. Methods Phys. Res., Sect. A* **425**, 357 (1999).

- [29] A. Read, *J. Phys. G* **28**, 2693 (2002); T. Junk, *Nucl. Instrum. Methods Phys. Res., Sect. A* **434**, 435 (1999).
- [30] These regions simultaneously satisfy the observed high – $m_{t\bar{t}}(>450 \text{ GeV}) A_{fb}$, low – $m_{t\bar{t}}(<450 \text{ GeV}) A_{fb}$, and the

$t\bar{t}$ cross-section better than the standard model. Mathematically, they are defined as the regions with $\chi^2 < 2.8$, where χ^2 is defined in Equation 22 in Ref. [4]. χ^2 for the standard model is 2.8.